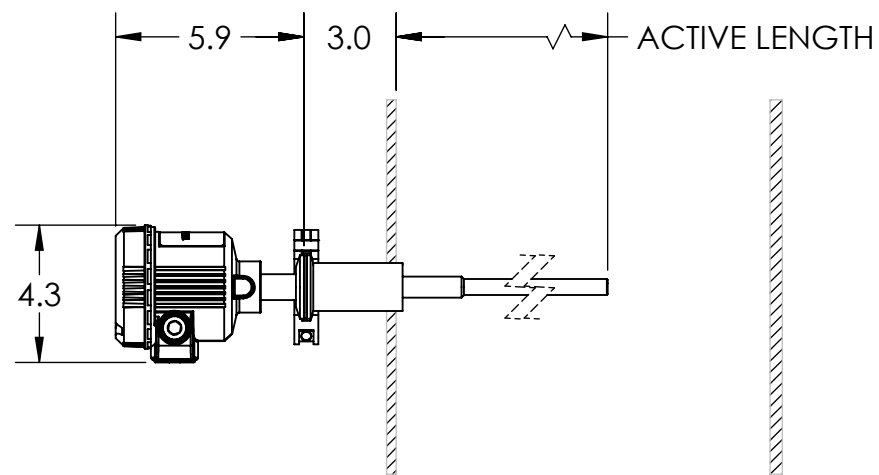


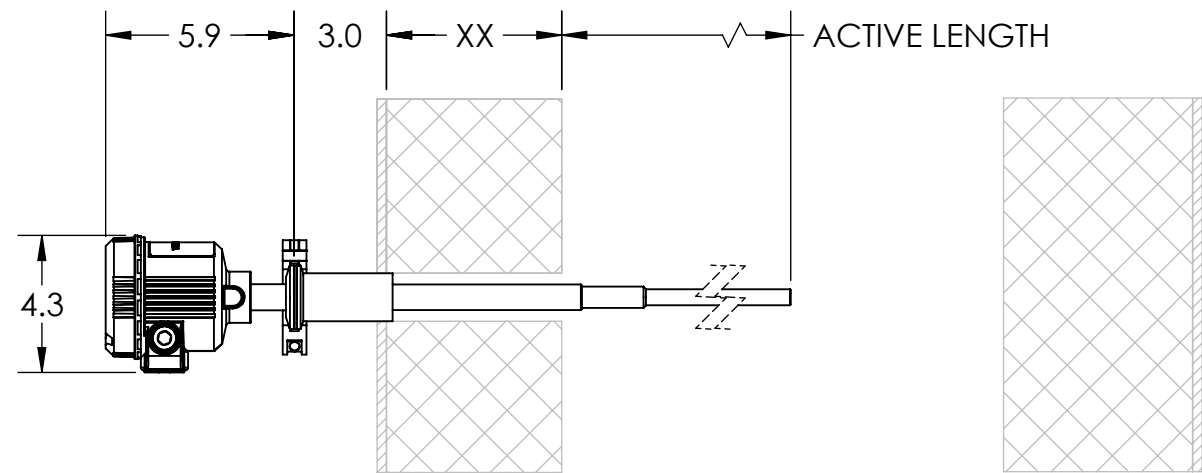
8 7 6 5 4 3 2 1

REVISIONS			
REV.	DESCRIPTION	DATE	DRAWN BY
A	CREATED DRAWING	4/3/2017	JE

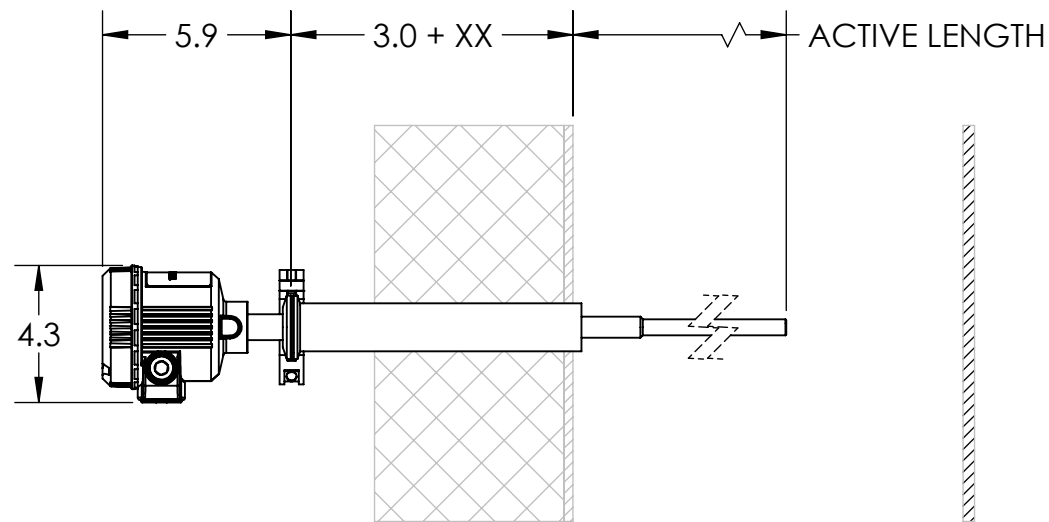
TYPICAL INSTALLATION EXAMPLE



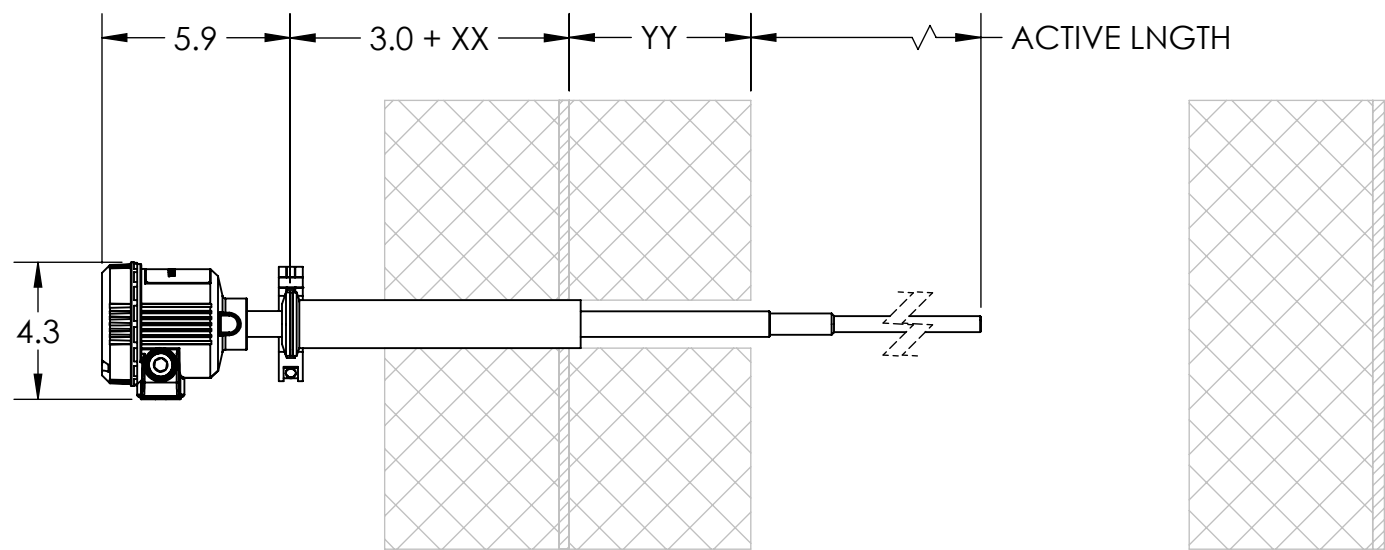
TYPICAL INTERNAL INSULATION/STRUCTURE EXAMPLE



TYPICAL EXTERNAL INSULATION/STRUCTURE EXAMPLE



TYPICAL INTERNAL AND EXTERNAL INSULATION/STRUCTURE EXAMPLE



NOTES:

- EXTENSIONS SHOWN WOULD APPLY TO QC AND FLANGE MOUNT

UNLESS OTHERWISE SPECIFIED:

DIMENSIONS ARE IN INCHES
 TOLERANCES:
 FRACTIONAL $\pm 1/32$
 ANGULAR: MACH $\pm .25$
 ANGULAR: BEND $\pm .5$
 TWO PLACE DECIMAL $\pm .01$
 THREE PLACE DECIMAL $\pm .005$

INTERPRET GEOMETRIC TOLERANCING PER:

MATERIAL SEE NOTES

FINISH SEE NOTES

DO NOT SCALE DRAWING

	NAME	DATE
DRAWN	JE	4/3/2017
CHECKED	-	
ENG APPR.		
MFG APPR.		

PROPRIETARY AND CONFIDENTIAL

THE INFORMATION CONTAINED IN THIS DRAWING IS THE SOLE PROPERTY OF FILTERSENSE. ANY REPRODUCTION IN PART OR AS A WHOLE WITHOUT THE WRITTEN PERMISSION OF FILTERSENSE IS PROHIBITED.

FilterSense

TITLE: SPECIFICATION DRAWING, FILTERSENSE PM 1 PARTICULATE MONITOR, INSTALLATION EXAMPLES

SIZE DWG. NO. REV
B E1578-013 **A**

SCALE = NONE WEIGHT: SHEET 1 OF 1

8 7 6 5 4 3 2 1